

BLOCK OF THE MONTH


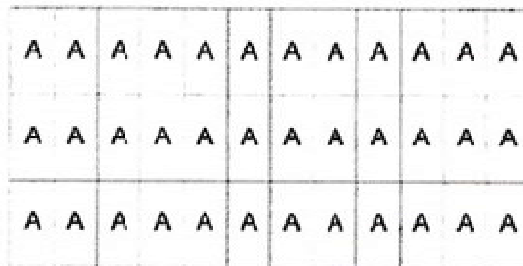
2021-2022

Blocks #2 12x6 & 6x6


WHAT YOU'LL NEED

For fabric choices refer to the block diagram

A: 36 rectangles 2 1/2" x 1 1/2"




ALTERNATIVE COLOR WAY



ASSEMBLY

1. Arrange 36 rectangles like a checkerboard into three rows with 12 rectangles each as shown. Sew the rectangles into rows and press. Join the rows and press to complete the block. Block measures 12 1/2" x 6 1/2".



HAVE FUN!

Need Help? Call: Holly Betz 949-360-9369 or Judy Kamman 949-582-8140